

Sarasota Flying Wood Chips Newsletter

Volume 1 Issue 11

November 2018

Greetings again fellow turners!

It is great to see our attendance ticking upward each week. The snowbird "flyways" are busy! We look forward to seeing more of you as we move into high season!

I did it at the meeting on Nov 6, but want to reiterate my thanks to all who donated to the the 'chainsaw' fund. The sudden death of Franck's largest saw a few weeks back, left a significant gap in the higher end of the chainsaw lineup, and the new Stihl replacement brings back the efficiency of our Tuesday cutting sessions! We will keep the fund open, so others, going forward, may donate, not only to the purchase, but to the ongoing cost of maintaining the saws as well as processing our logs.

We have many good demo's to look forward to over the coming months: Janet Collins, who runs the woodworking and turning programs for Dartmouth College, as well as being a nationally known Symposium demonstrator will be with us in December for both the Advantage Lumber meeting and a workshop the following day. Dave Buchholz, from New York State, retired Northwestern physics professor who has had his unusual embellishing techniques published, will be with us in January, also with a workshop following his demo, and then in February, from Tallahassee, Walter Wager will be showing us his spiral hollow form technique. A workshop follows that demo as well. As these dates get closer we will put a lot more information about our guest turners in the newsletter.

Registration is still open for the Florida Symposium, February 8-10, 2019, (floridawoodturningsymposium.com/registration/). Check their website for the list of demonstrators. Demo's, a great instant gallery, prizes, vendors...more

wood and tools...and of course the camaraderie of fellow turners from around the southeast.

A few other quick reminders: deadline for paperwork for entries at the February State Fair



The new Stihl 77 cc chain saw.

(www.floridastatefair.com/404.aspx) is December 14, the Florida Wood Art Expo in Punta Gorda is Jan 11-13, (floridawoodartexpo.com). You have already gotten a demo schedule from Joe. And our club annual party is Saturday, January 5th. Please let Alan Levin know your wish to attend, how many in your party, and your food selection...beef, chicken or fish!

Club election of officers and board members will be at the December meeting.

Jimmy Clewes is making multiple area appearances, including workshops. Check the mailings from Joe for details.

As always, many thanks to Dave Hausmann, our stalwart newsletter editor! If you have any pictures or articles for future editions, please send them on over to him (dhausmann@comcast.net).

Cheers!

Russ Fellows
(Skunkmen@gmail.com)

Upcoming 2018 Sarasota Woodturners Events and Demos

Janet Collins at Advantage Lumber
December 19, 2018.



Home
About the Artist
Woodturning Gallery
Furniture Gallery
Contact

Follow us on 

Green Mountain Woodturning &
Furniture Making

Janet A. Collins, Woodturner/Furniture Maker

Woodturning Gallery

To see what items are available and to purchase, please visit my Etsy shop at www.Etsy.com/shop/birdseyem

P.O. Box 353
134 South Bayley Hazen Rd.
RyeGate, VT 05042
802-584-4341 or 339-206-5268
curfyacer@gmail.com

P.O. Box 353
134 South Bayley Hazen Rd.
RyeGate, VT 05042
802-584-4341 or 339-206-5268
curfyacer@gmail.com



11.25d x 4.75i Spalted Maple



12 sq x 2.75i Tiger Maple



14d x 5i Cherry with black veneer inlay



14d x 2i Walnut platter with Hot Sand Stained Inlay



9d x 8i Claro Walnut



14.75d x 2.75i Mahogany



3d x 4i Mahogany w/Picasso Marble cabochon



7.5d x 4i Walnut with textured rim



7d x 6.5i Maple Burl



8.5d x 1i Tiger Maple



6.5d x 2.5i Curly Ash



12 d x 1.5i Mahogany Bowl with Line & Berry Inlay




6.25d x 2.25i Maple

Bottle Stoppers- various wood

Upcoming 2019 Sarasota Woodturners Events and Demos

Dave Buchholz at Advantage Lumber
January 19, 2019.



Walter Wager at Advantage Lumber
February 20, 2019



*** Lumber Sale & Tool Exchange at Advantage Lumber** on Saturday December 1, 8 a.m. - 3 p.m. Other clubs will be participate.

In This Issue


- 3** Russ Fellows' Wing Bowl Demo.
- 8** Franck Johannesen's Skew Turning Demo.
- 14** Tom Falcone's Log Cutting for Optimal Turning Blanks Demo.
- 19** Russ Fellows's Turning Feet for Bowls Demo.
- 24** Club News and Activities.

"We are dedicated to promoting the art of woodturning through educational demonstrations and hands-on training. We meet to share our techniques, methods and skills. We provide assistance with tool and equipment recommendations."

Sarasota Woodturner's Club Officers

- President - Russ Fellows**
email: skunkmen@gmail.com
- Vice President - Jim Weeks**
email: jburtonweeks@gmail.com
- Treasurer - Stephen Johns**
email: steve2515@hotmail.com
- Secretary - Dave Hausmann**
email: dhausmann@comcast.net
phone 703-608-4255
- Director at Large - Franck Johannesen**
email: vikno11@verizon.net
phone 941-323-4988
- Director at Large - Alan Levin**
email: Docal714@icloud.com

Russ Fellows Wing Bowl Turning Demo at Advantage Lumber, October 17, 2018



Turning a wing bowl is difficult to turn as grain goes in all directions and wings break off easily.




Drilling before hollowing.



Hollowing with a Harrison Carbide Tip Wood Lathe Tool.



Make three cuts on 45 degree angled band saw 4, then lightly sand edges gently on sanding board.





Tung Oil is best for food stuff finishes. Butcher Block Conditioner is also good.



Safety First! Sanding mask, prescription safety goggles and face shield.

Sarasota Woodturner Members' Show & Tell, October 17, 2018




Russ Fellows' Segmented bowls.



Dave Laubisch's Pepper grinder.



Alan Levin's Segmented bowl.



Alan Levin's Pecky Brazilian Walnut bowls.



John's Fancy Wood Work Norfolk
Island Pine lidded vessel.



Pat Sullivan's Apple bowls.



Jim Weeks's wig stand.

Franck Johannesen's Skew Turning Demo October 23, 2018



Attach wood with Standard Oneway Spring Loaded Safedrive.



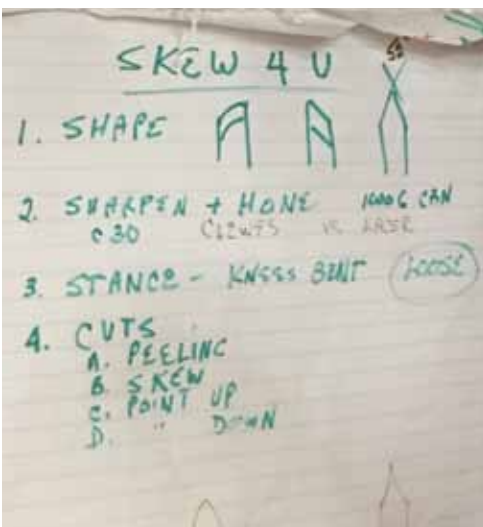
Thompson Large Skew, raise handle till it starts to cut, then hold and move. Control with thumb.



Roughing Gouge used as a skew.



Alan Lacer's Hamlet M2 Skew Chisel.




Sharpened at 30° and honed to remove burr.



Sarasota Woodturner Members' Show & Tell, October 23, 2018



B. Foreman's Black Cherry bowl.



B. Foreman's "Bluewater" bowl.



Charlie Bells Basket Illusion bowl.



**Dave Laubisch's Brazilian Walnut knife,
a gift to Franck Johannesen.**



B. Foreman's Pecan bowl.



Jim Weeks' vases.



**Charlie Bell's Salt &
Pepper mill.**



Alan Levin's Maple, Padouk, Bubinga bowl.



Sarawood Magnolia bowl.






Alan Coopes' bowl.



Franck Johannesen's Segmented bowl.



Dave Hausmann's Camphor bowl.



Norm Stabinski's bowl.



Russ Fellow's Burl Maple Leaf from Washington State.



Russ Fellow's Finial Screw Top vessel.

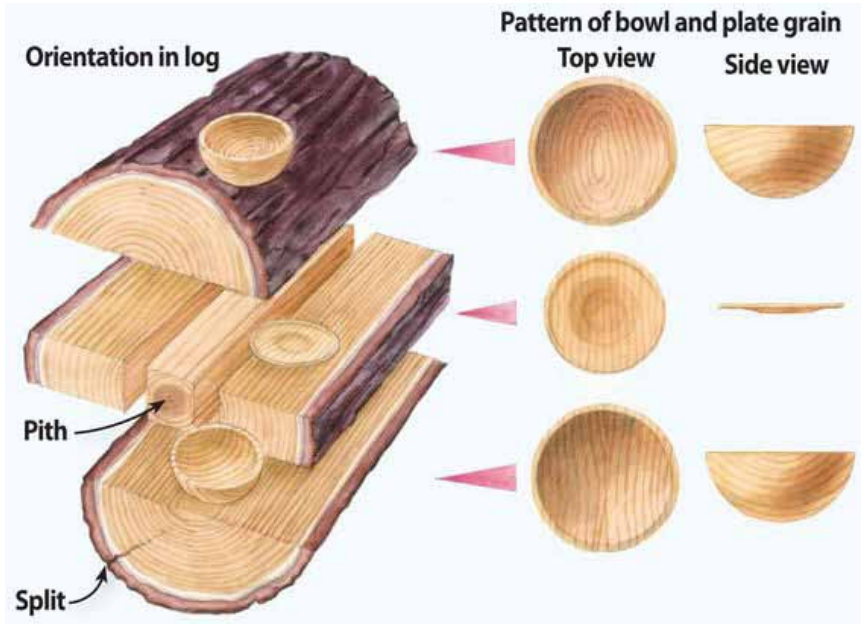


Jim Weeks' Repurposed Sanding toothbrush.

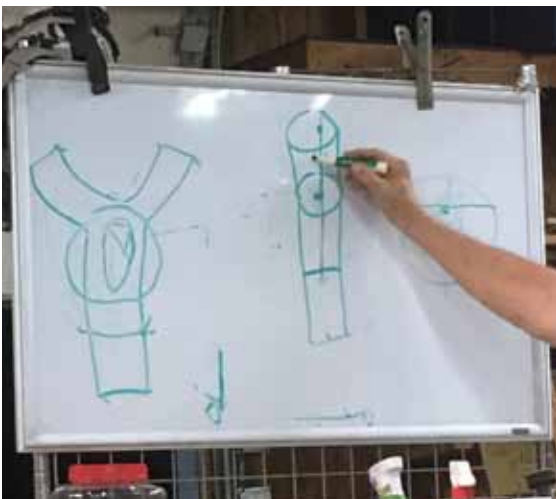
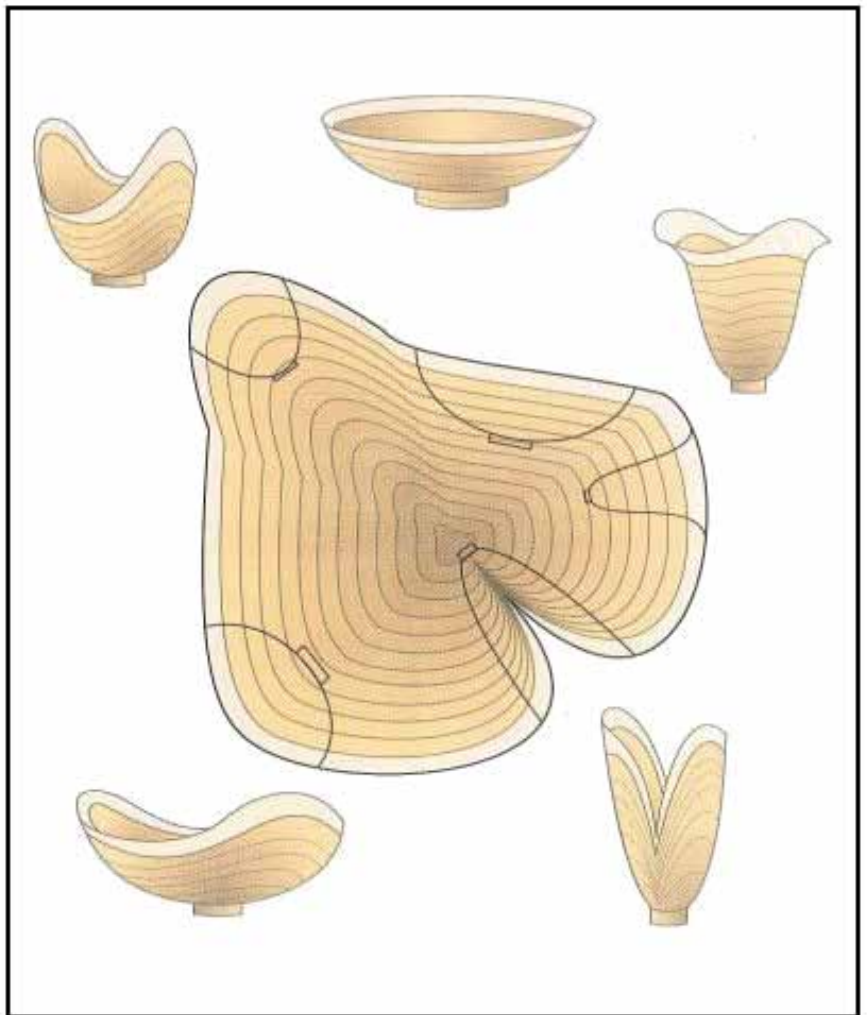

Tom Falcone's Log Cutting for Optimal Turning Blanks Demo October 30, 2018



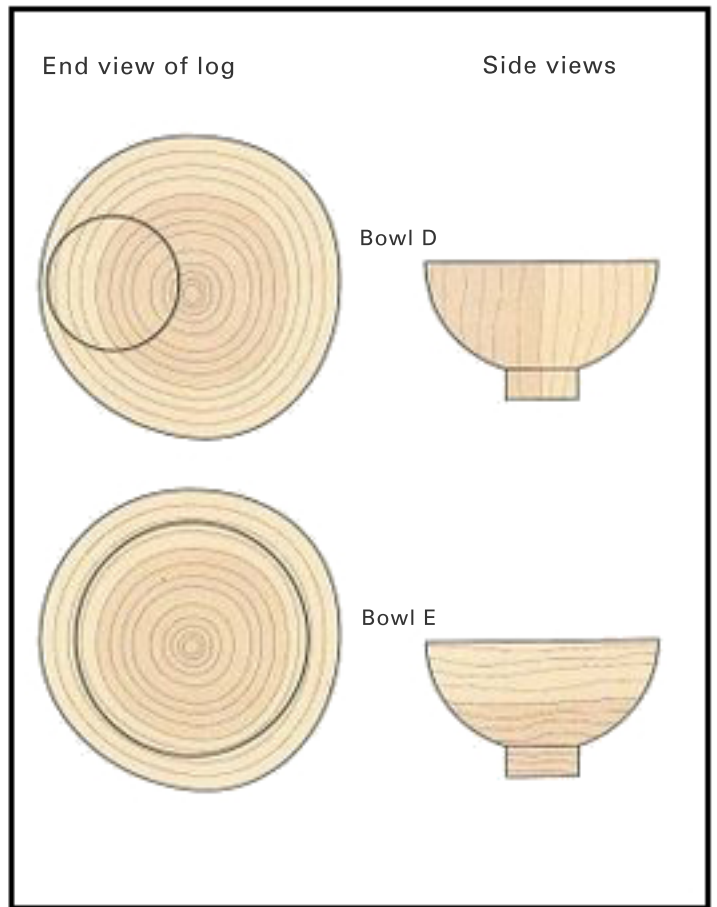
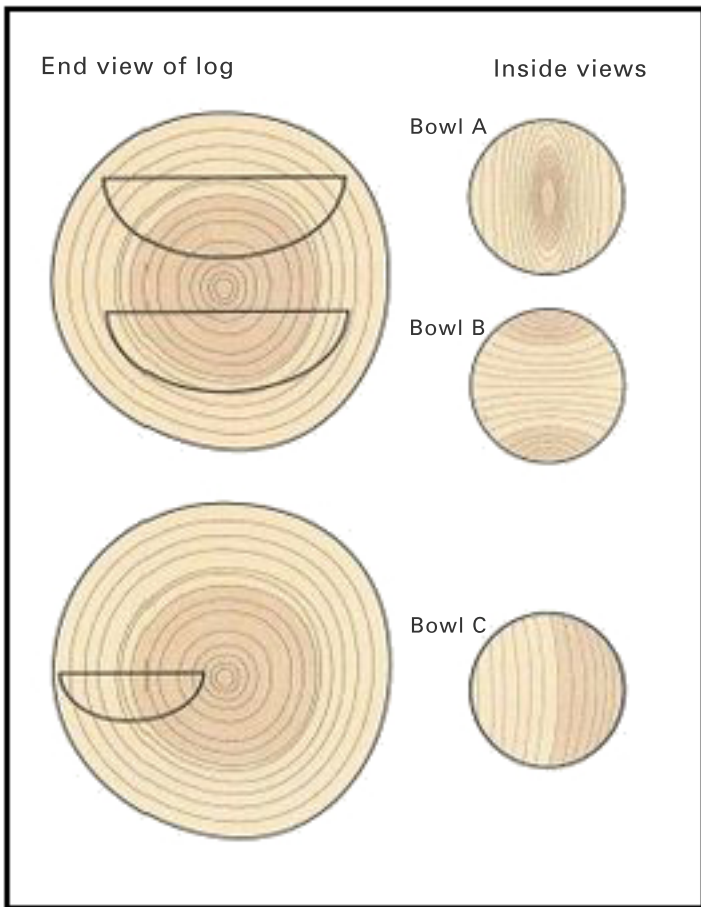
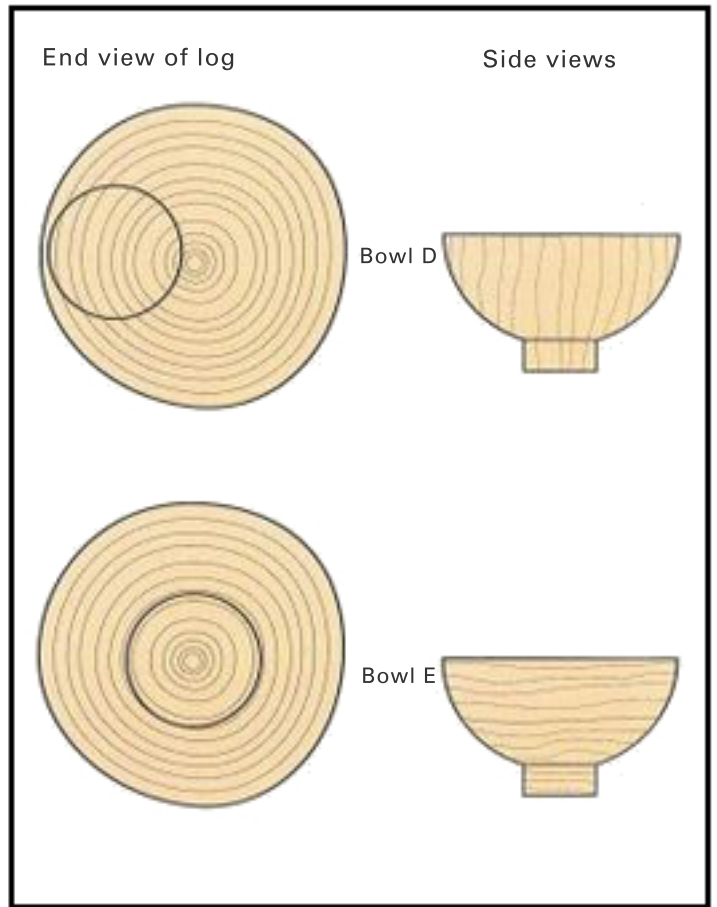
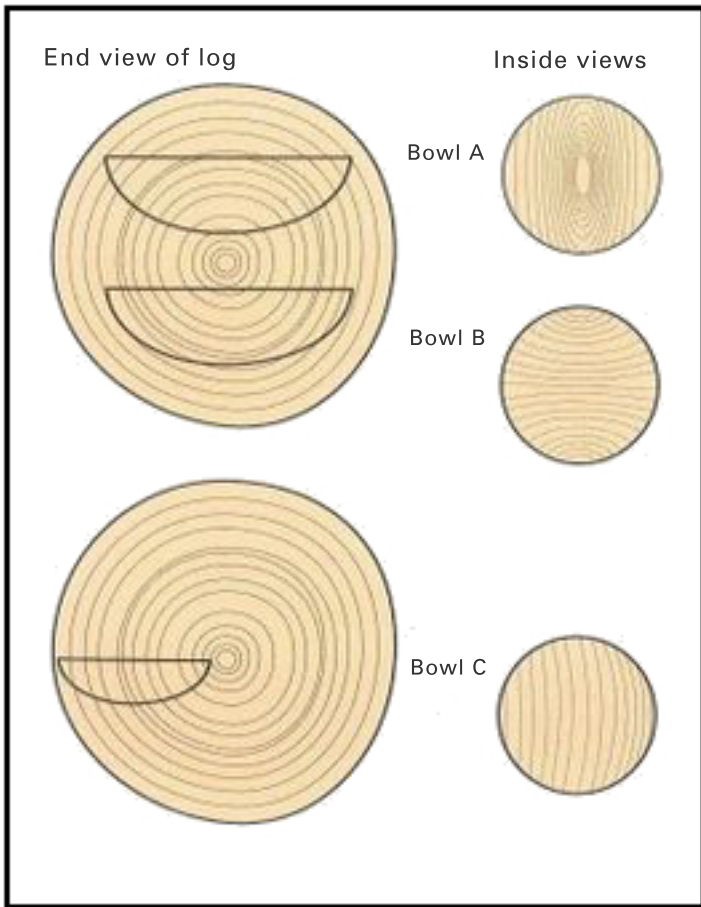
You want to look for the "H" pattern.



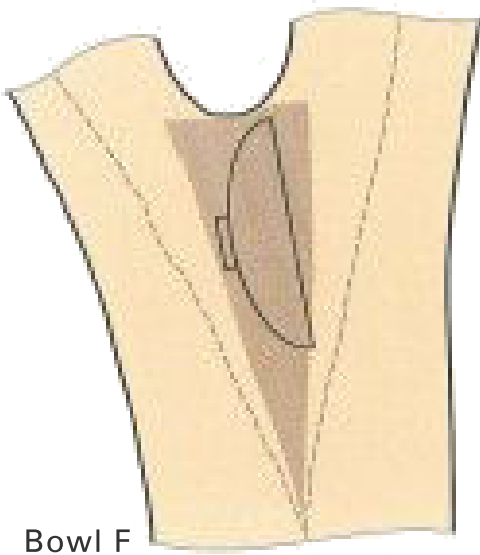
A log of irregular section offers many different possibilities for natural-edge cross grain bowls.



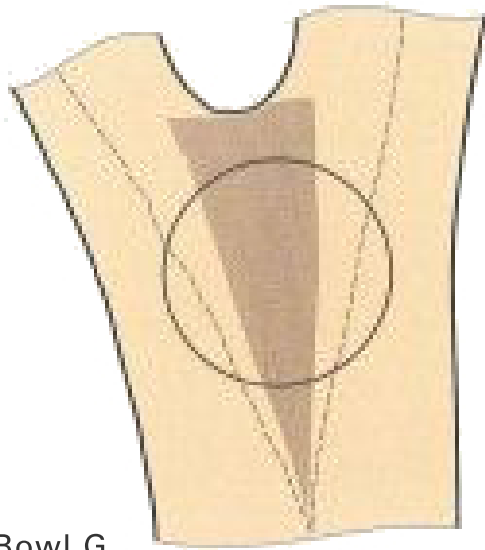
"Not all crotches are going to end up being nice." T.F.



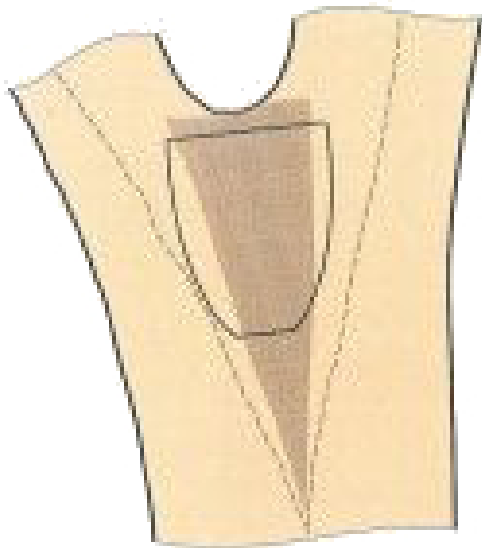
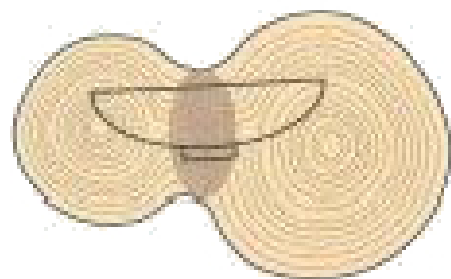
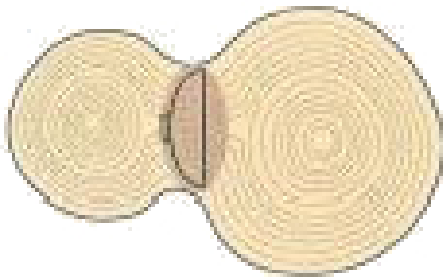
Different bowl orientations making use of crotch figure.



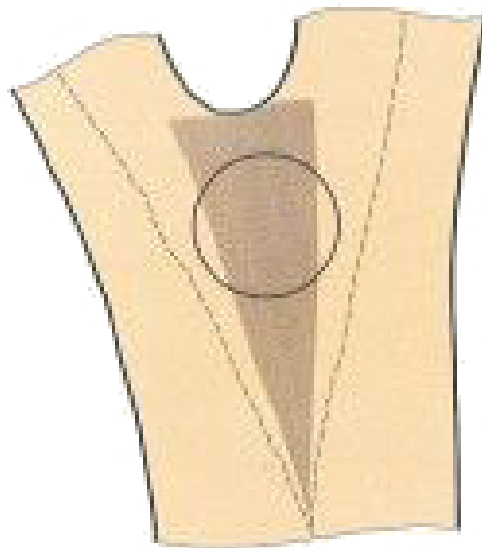
Bowl F



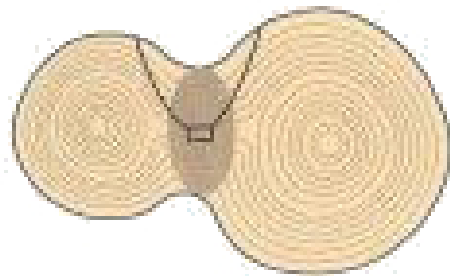
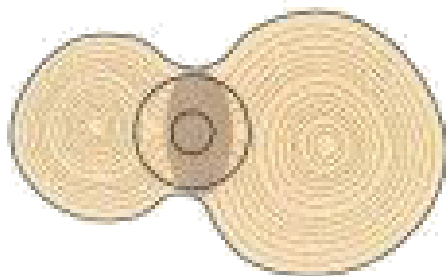
Bowl G



Bowl H



Bowl I (natural edge)



Sarasota Woodturner Members' Show & Tell, October 30, 2018



John Henry's Cherry bowls.



**Andrew Beale's
Box Elder bowl.**



**Dave Laubisch's Salt and Pepper
grinders.**



**Dave Hausmann's
Rosewood travel mug.**



Charlie Bell's wig stand.



Dave Laubisch's Samo Wood tool handle.



Jim Weeks's Varigated Maho laquer finish bowl.



Jim Titze's Natural Edge Apple poly finish bowls.



Elm bowl.



Norm Stabinski's Chinese Elm Jacaranda foot stool.



Steve John's Elm cored bowl set.

Russ Fellows' Adding Feet to Bowls Demo November 6, 2018



Adding feet to a bowl increases artistic and monetary value.



Bowl is hot glued to backing board.



Shape outside first using small bowl gouge. Remove outer part of the tenon.



Use compass or index wheel (16-32-48). Choose foot size and mark with pencil.



Place bowl on flat surface and grind with a Dremel tool or a Proxxon Longneck Angle Grinder.



A Dremel Tool with Sander Attachment.



A Proxxon Longneck Angle Grinder.



A 2 in. Mini Orbit Air Sander.



You can also hand sand with a sanding block.





Charlie Bell's Sarawood bowl.



Chet Orzech's Eucalyptus bowl.



J. Titze's Cadaghi bowl.



Russ Fellows' Epoxy Casting Resin bowl with Big Leaf Maple rim.



G. E. Walker Oak and Hickory bowl.



J. Titze's Maple bowl with Tung Oil finish.



Steve Johns' and Russ Fellows' Pepper Mills.



John Henry's Eucalyptus box.



Norm Stabinski's Bowling Pin candle holder.



John Henry's Zebra Wood box.



John Henry's Salt Boxes.



Jim Weeks' Box Elder bowl.



Alan Levin's "Bowls For Food" donations.

Club News and Activities



William Clark's Best of Show in Rhode Island.



Franck Johannesn's attempt to achieve a split swirl using ash as the primary focus.



Steve Johns' delivering member turned and donated bowls to the All Faiths Food Bank.



Member turned and donated wigs stands to the American Cancer Society.



This newsletter was designed and produced by club secretary David Hausmann. Articles, digital photos and information that you would like to share with Sarasota Woodturner members are welcome.

